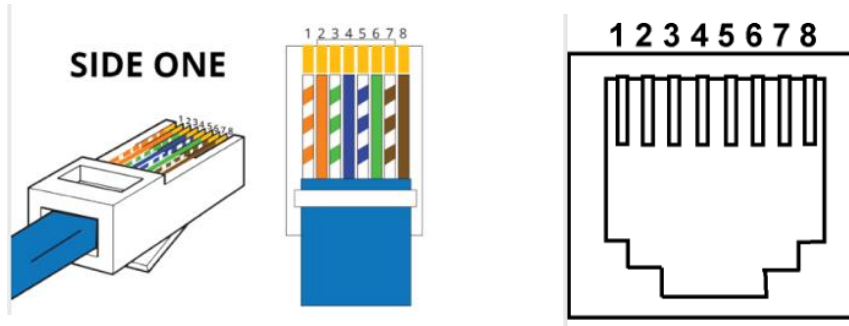


Marshall

BROADCAST & PRO AV


CV605 RS232 Camera Control RJ45 Pinout

CAT cable wires #7 **Brown/White** (RXD) and #8 **Solid Brown** (TXD) are used; #3 or #6 can be used as **GROUND**. Seen below is CAT wire layout, *farther below is how CV605 rear panel is positioned on camera.*





RJ45 connection on **CV605** CAMERA is shown below, and flipped from above illustration, viewing rear panel of **CV605** camera from **LEFT** to **RIGHT** becomes **8 to 1** as seen below.

CV605-BK/WH



CV605-U3/U3W



8 7 6 5 4 3 2 1

Pin Numbers	Function	Color
1	-	Orange/White
2	-	Orange
3	Ground	Green/White
4	-	Blue
5	-	Blue/White
6	Ground	Green
7	RXD	Brown/White
8	TXD	Brown

If you need additional assistance with setup or technical support, please reach out to contacts below.